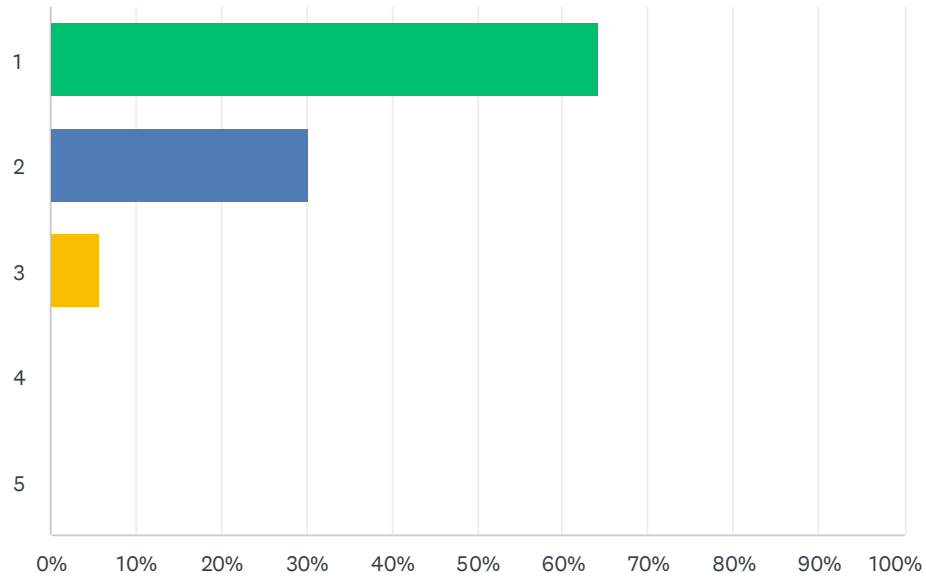


# Q1 How many children do you currently have at Mumbulla School?

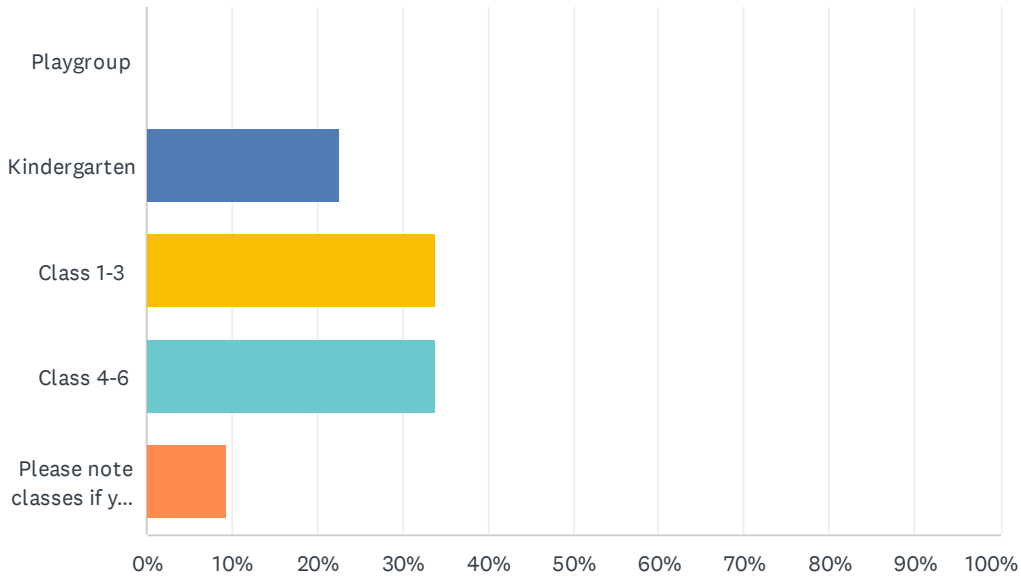
Answered: 53 Skipped: 0



ANSWER CHOICES	RESPONSES	
1	64.15%	34
2	30.19%	16
3	5.66%	3
4	0.00%	0
5	0.00%	0
TOTAL		53

## Q2 My child/ren are currently in:

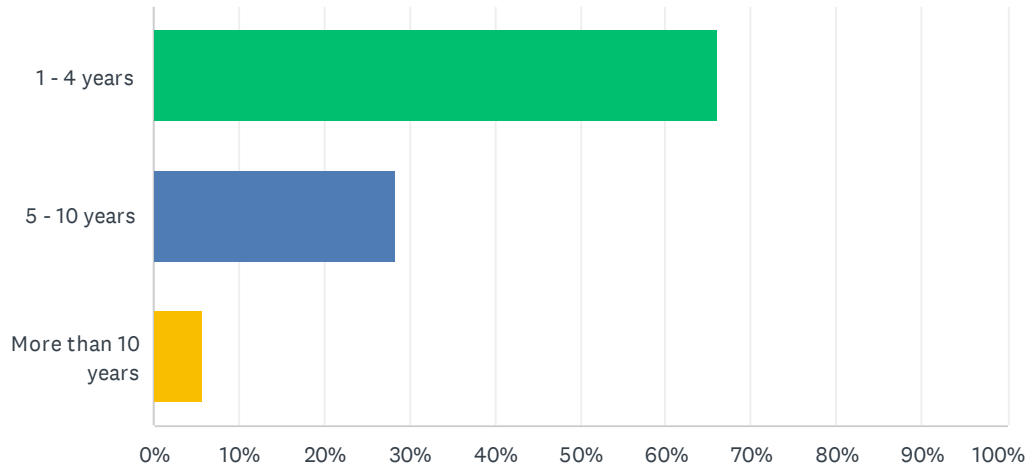
Answered: 53 Skipped: 0



ANSWER CHOICES	RESPONSES	
Playgroup	0.00%	0
Kindergarten	22.64%	12
Class 1-3	33.96%	18
Class 4-6	33.96%	18
Please note classes if you have more than one child attending.	9.43%	5
<b>TOTAL</b>		<b>53</b>

### Q3 How many years have you been at the school?

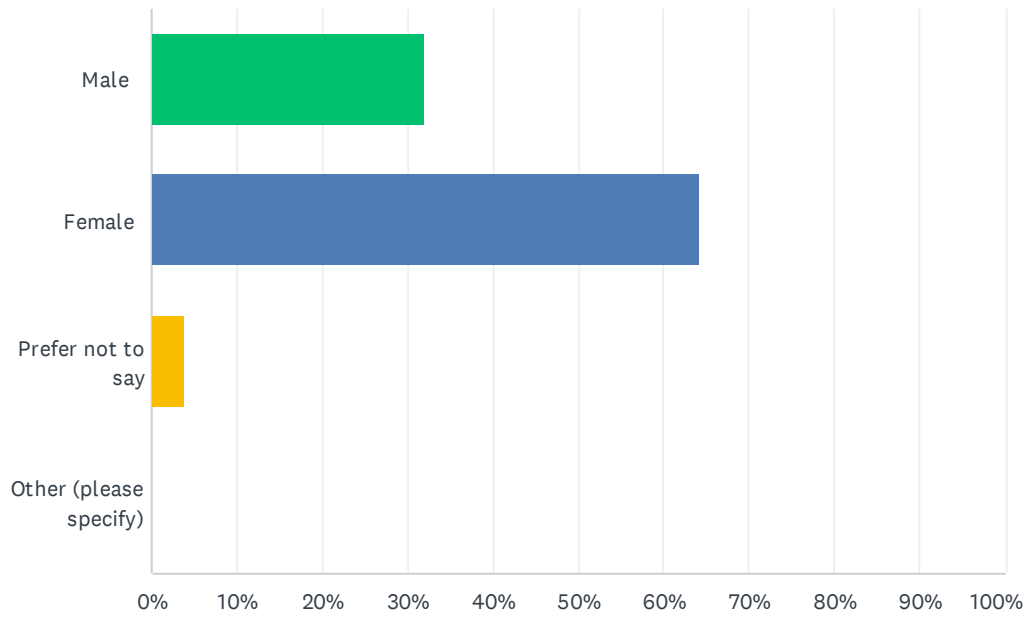
Answered: 53 Skipped: 0



ANSWER CHOICES	RESPONSES
1 - 4 years	66.04% 35
5 - 10 years	28.30% 15
More than 10 years	5.66% 3
Total Respondents: 53	

### Q4 Are you:

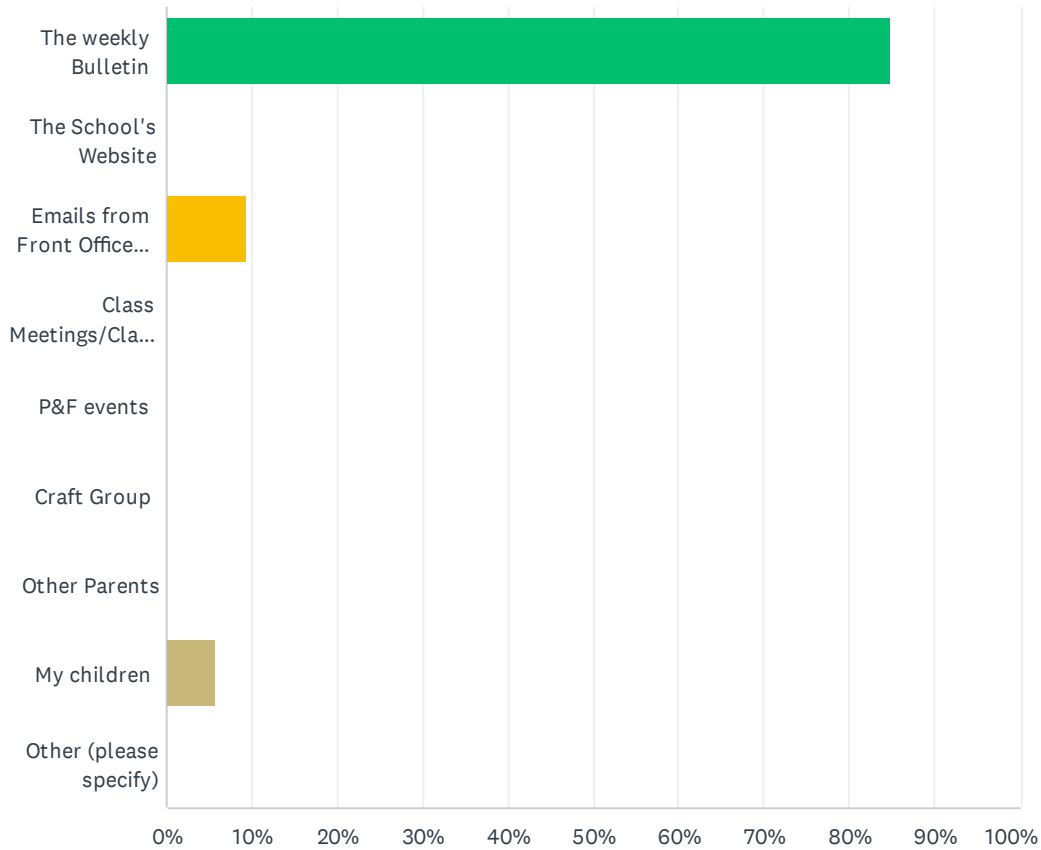
Answered: 53 Skipped: 0



ANSWER CHOICES	RESPONSES	
Male	32.08%	17
Female	64.15%	34
Prefer not to say	3.77%	2
Other (please specify)	0.00%	0
Total Respondents: 53		

## Q5 My primary information source about what is happening at school is:

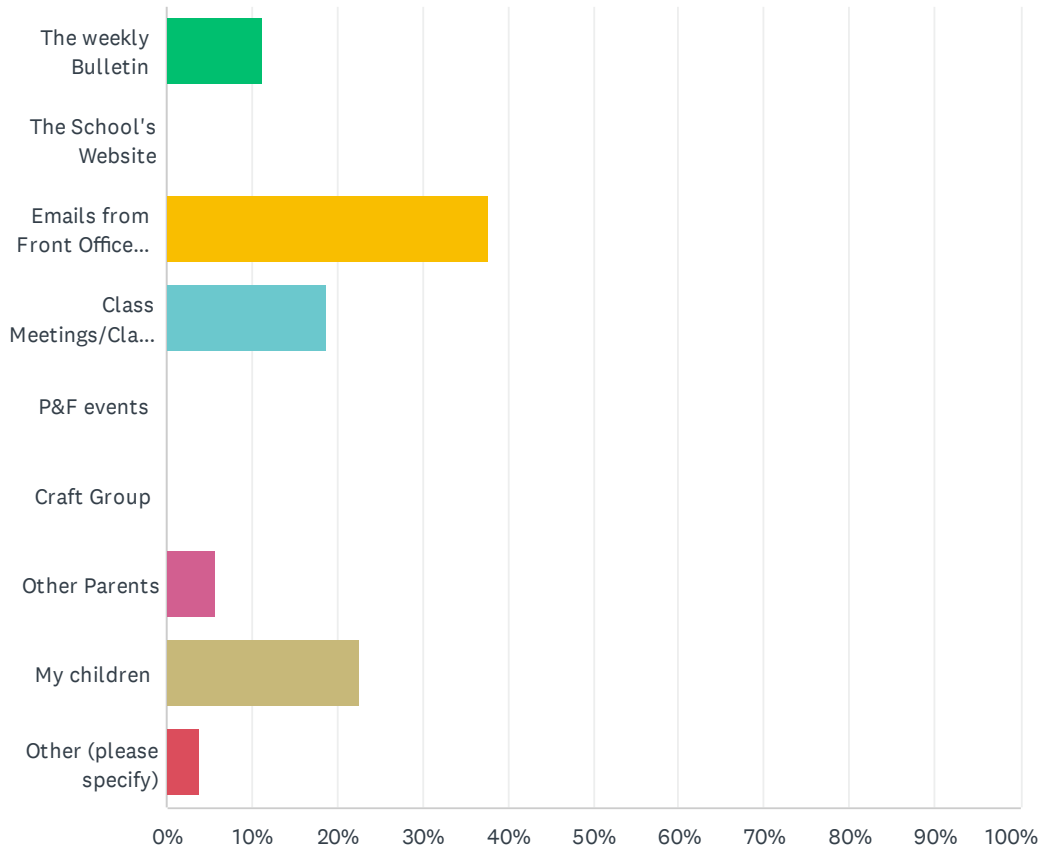
Answered: 53 Skipped: 0



ANSWER CHOICES	RESPONSES	
The weekly Bulletin	84.91%	45
The School's Website	0.00%	0
Emails from Front Office or Class Guardians	9.43%	5
Class Meetings/Class Teacher	0.00%	0
P&F events	0.00%	0
Craft Group	0.00%	0
Other Parents	0.00%	0
My children	5.66%	3
Other (please specify)	0.00%	0
<b>TOTAL</b>		<b>53</b>

## Q6 My secondary information source about what is happening at school is:

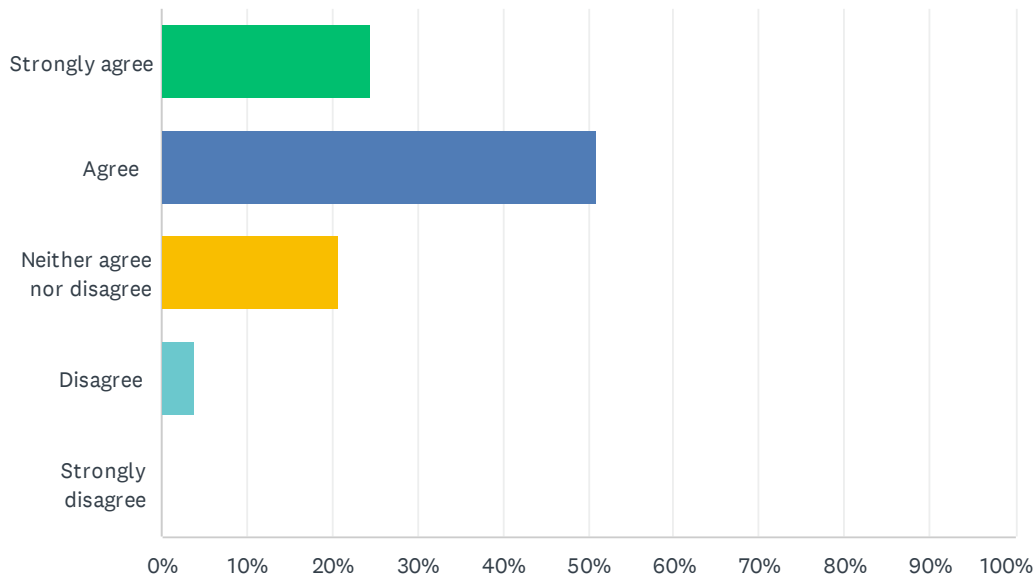
Answered: 53 Skipped: 0



ANSWER CHOICES	RESPONSES	
The weekly Bulletin	11.32%	6
The School's Website	0.00%	0
Emails from Front Office or Class Guardians	37.74%	20
Class Meetings/Class Teacher	18.87%	10
P&F events	0.00%	0
Craft Group	0.00%	0
Other Parents	5.66%	3
My children	22.64%	12
Other (please specify)	3.77%	2
<b>TOTAL</b>		<b>53</b>

## Q7 I know where to find the school's policies and procedures.

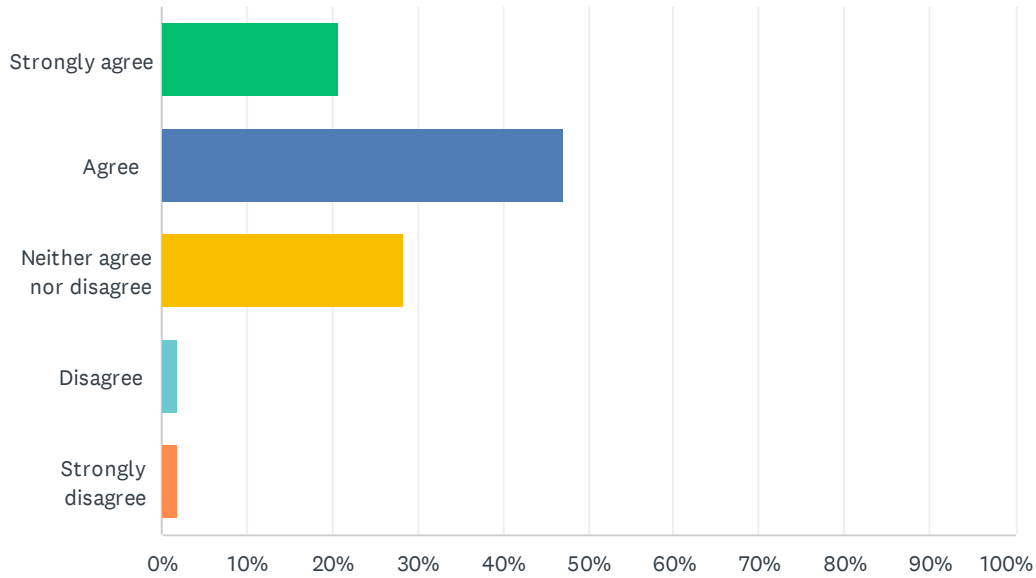
Answered: 53 Skipped: 0



ANSWER CHOICES	RESPONSES	
Strongly agree	24.53%	13
Agree	50.94%	27
Neither agree nor disagree	20.75%	11
Disagree	3.77%	2
Strongly disagree	0.00%	0
<b>TOTAL</b>		<b>53</b>

## Q8 The school's website is useful and informative.

Answered: 53 Skipped: 0

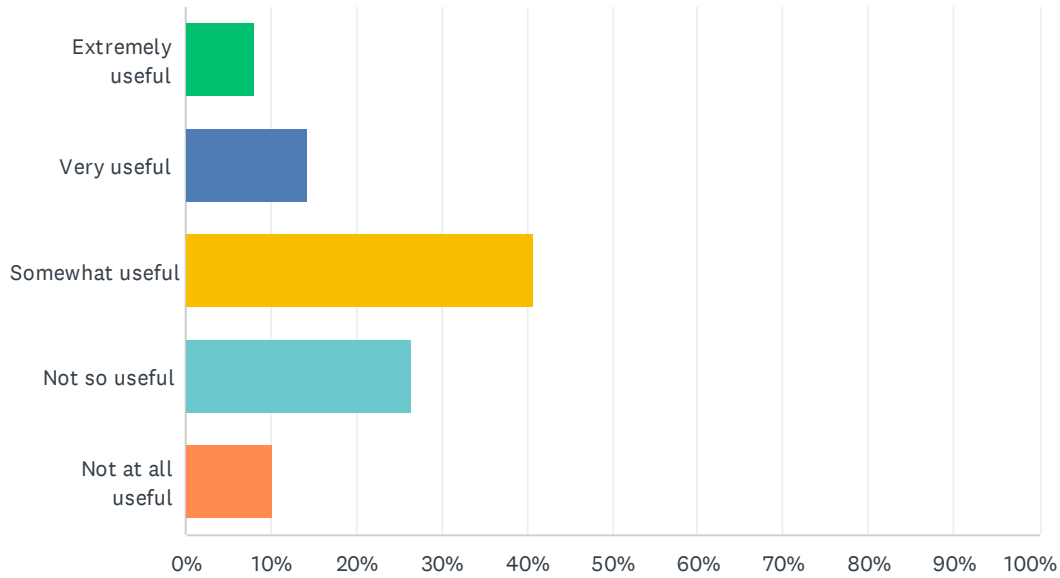


ANSWER CHOICES	RESPONSES	
Strongly agree	20.75%	11
Agree	47.17%	25
Neither agree nor disagree	28.30%	15
Disagree	1.89%	1
Strongly disagree	1.89%	1
<b>TOTAL</b>		<b>53</b>



## Q9 The school's Facebook page is useful and informative.

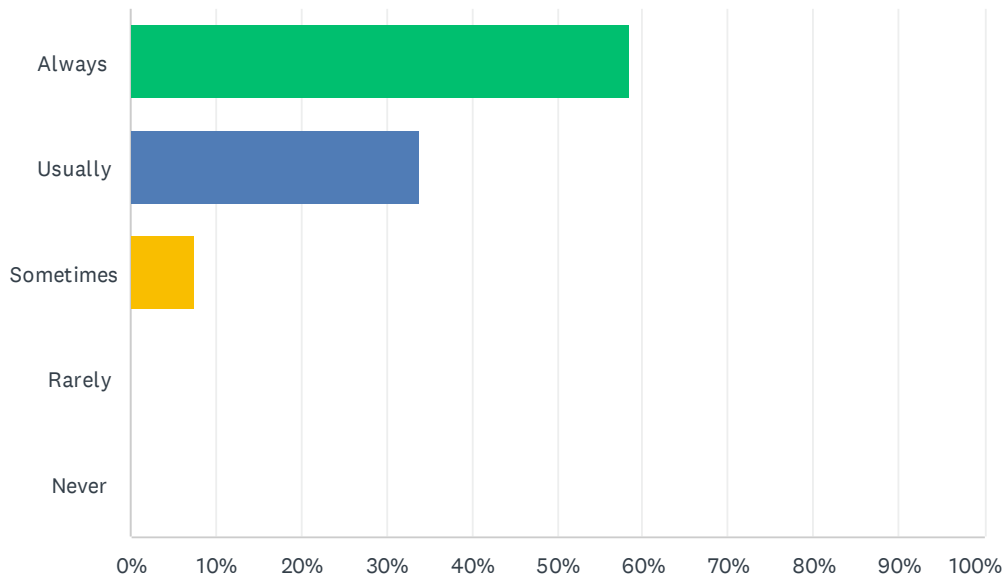
Answered: 49 Skipped: 4



ANSWER CHOICES	RESPONSES	
Extremely useful	8.16%	4
Very useful	14.29%	7
Somewhat useful	40.82%	20
Not so useful	26.53%	13
Not at all useful	10.20%	5
<b>TOTAL</b>		<b>49</b>

## Q10 Do you read the school Bulletin every week?

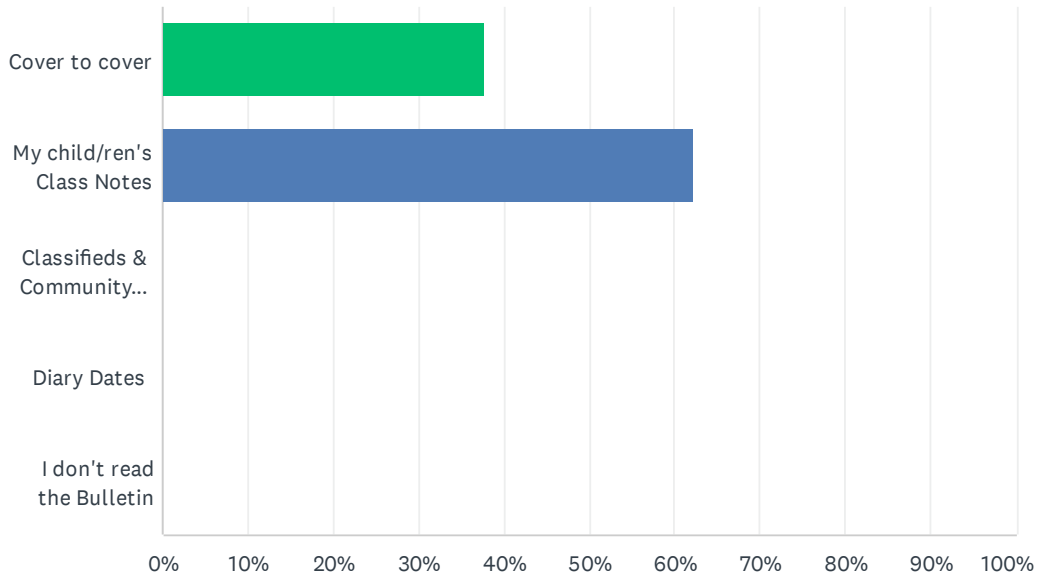
Answered: 53 Skipped: 0



ANSWER CHOICES	RESPONSES	
Always	58.49%	31
Usually	33.96%	18
Sometimes	7.55%	4
Rarely	0.00%	0
Never	0.00%	0
<b>TOTAL</b>		<b>53</b>

## Q11 Which parts of the Bulletin do you read?

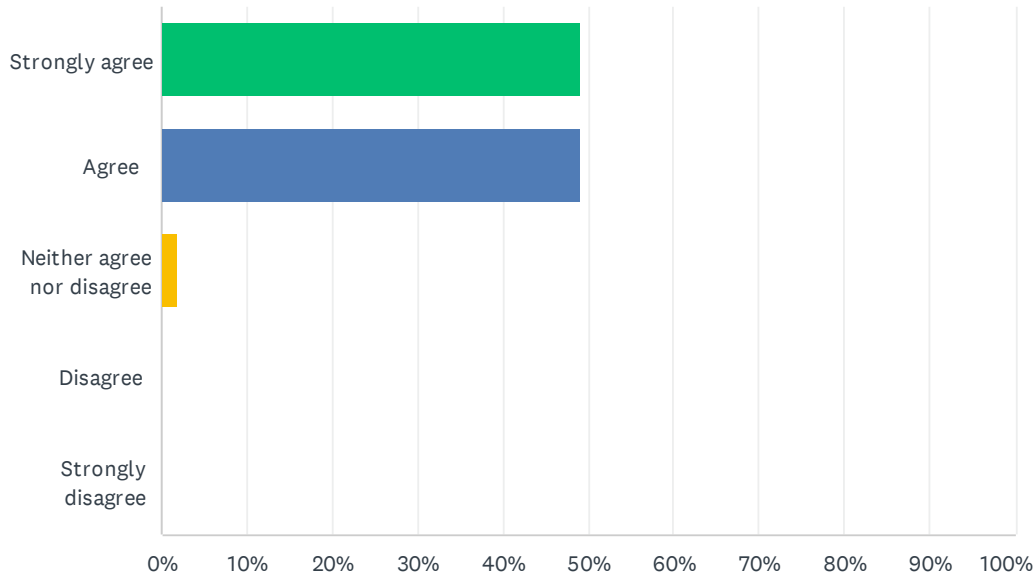
Answered: 53 Skipped: 0



ANSWER CHOICES	RESPONSES	
Cover to cover	37.74%	20
My child/ren's Class Notes	62.26%	33
Classifieds & Community Notices	0.00%	0
Diary Dates	0.00%	0
I don't read the Bulletin	0.00%	0
<b>TOTAL</b>		<b>53</b>

## Q12 The school Bulletin provides clear and timely information on issues affecting the school community.

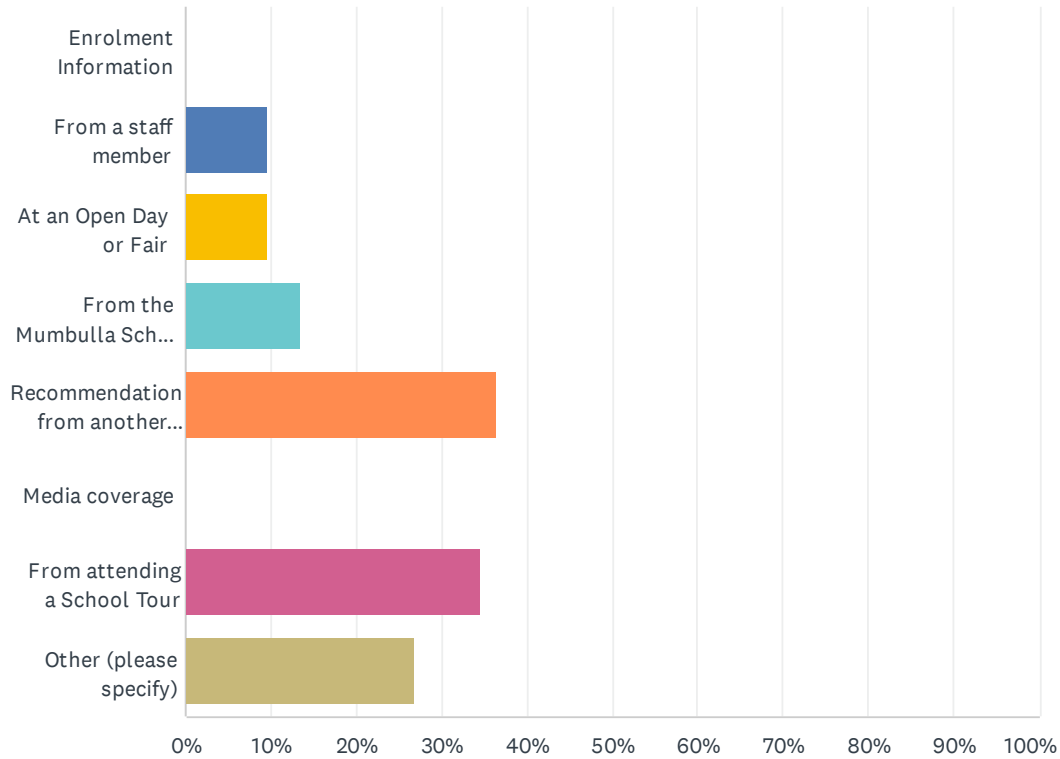
Answered: 53 Skipped: 0



ANSWER CHOICES	RESPONSES	
Strongly agree	49.06%	26
Agree	49.06%	26
Neither agree nor disagree	1.89%	1
Disagree	0.00%	0
Strongly disagree	0.00%	0
Total Respondents: 53		

## Q13 Where did you get the information that convinced you that Mumbulla School would be the right choice for you?

Answered: 52 Skipped: 1



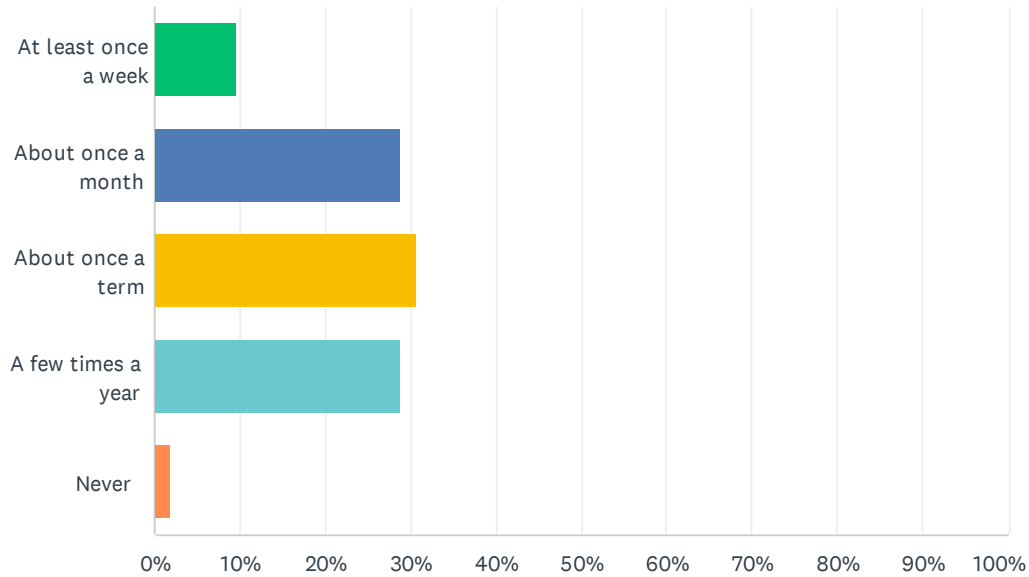
ANSWER CHOICES	RESPONSES	
Enrolment Information	0.00%	0
From a staff member	9.62%	5
At an Open Day or Fair	9.62%	5
From the Mumbulla School Website	13.46%	7
Recommendation from another parent	36.54%	19
Media coverage	0.00%	0
From attending a School Tour	34.62%	18
Other (please specify)	26.92%	14
Total Respondents: 52		

## Q14 Additional comments about Information Sources regarding the school.

Answered: 9 Skipped: 44

## Q15 How often in the last year have you made contact with the school to discuss the needs of your child?

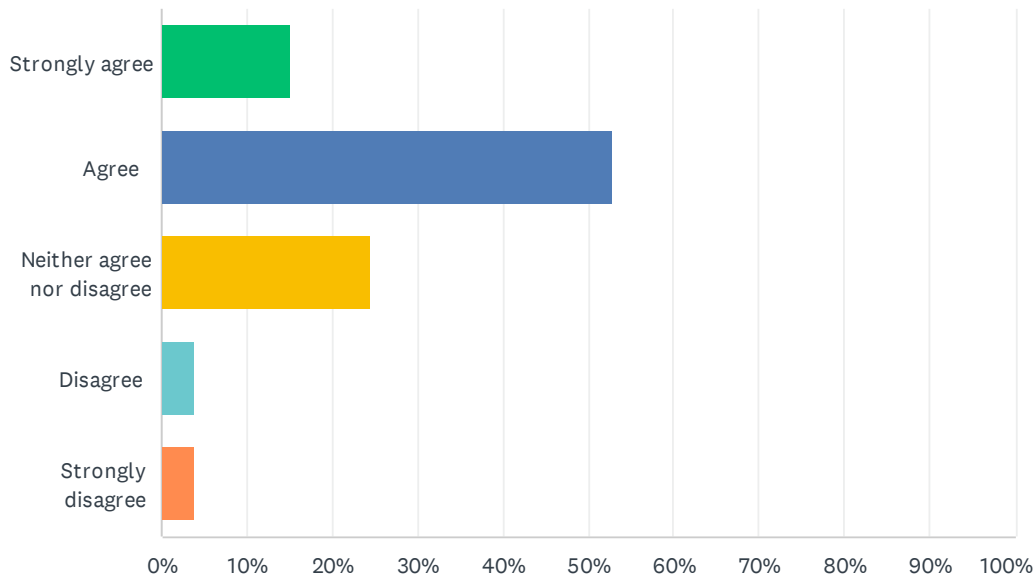
Answered: 52 Skipped: 1



ANSWER CHOICES	RESPONSES	
At least once a week	9.62%	5
About once a month	28.85%	15
About once a term	30.77%	16
A few times a year	28.85%	15
Never	1.92%	1
<b>TOTAL</b>		<b>52</b>

## Q16 I am clear about what the P&F does in the school.

Answered: 53 Skipped: 0

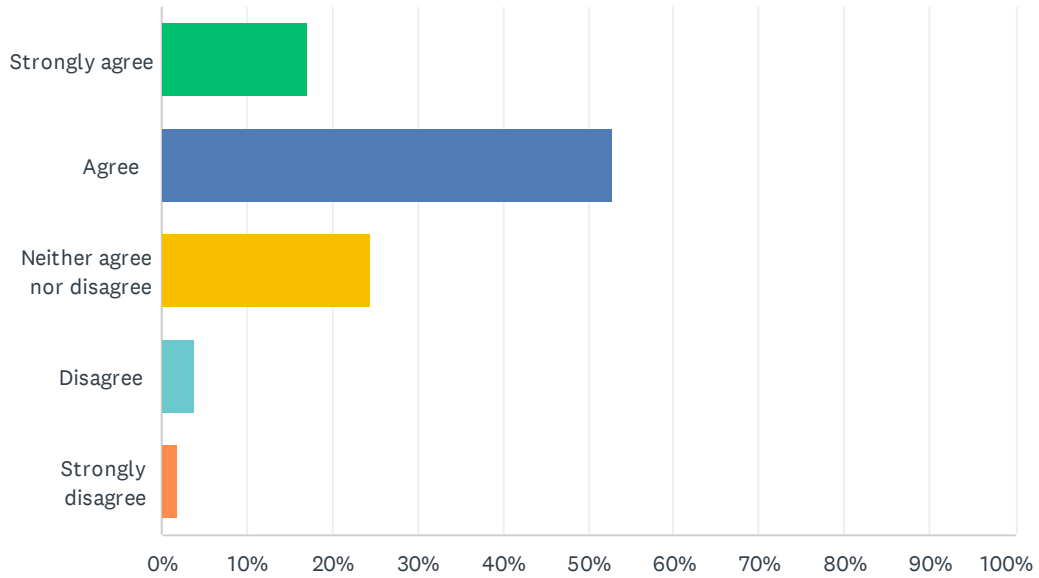


ANSWER CHOICES	RESPONSES	
Strongly agree	15.09%	8
Agree	52.83%	28
Neither agree nor disagree	24.53%	13
Disagree	3.77%	2
Strongly disagree	3.77%	2
<b>TOTAL</b>		<b>53</b>



## Q17 I know how to get involved in the P&F.

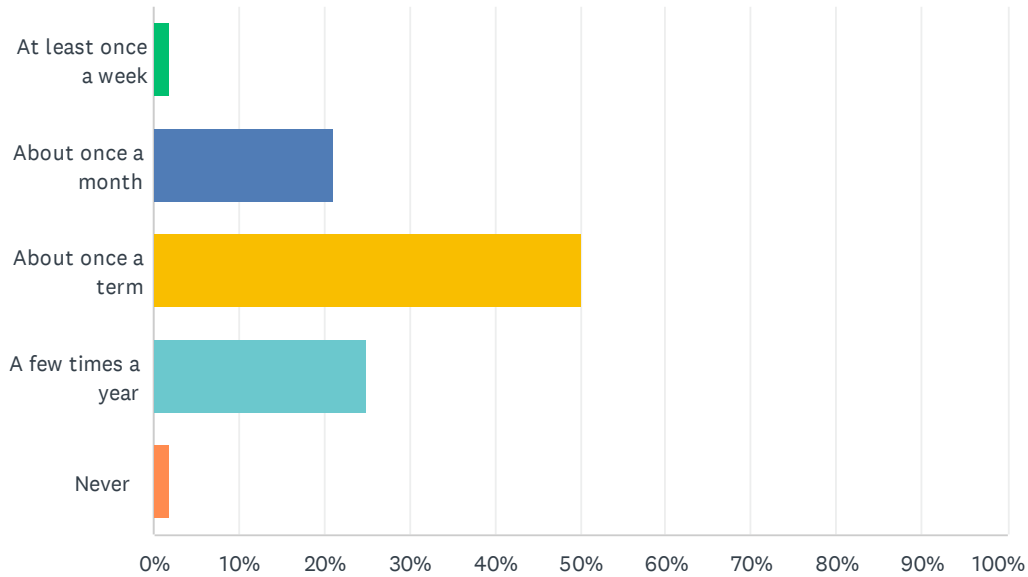
Answered: 53 Skipped: 0



ANSWER CHOICES	RESPONSES	
Strongly agree	16.98%	9
Agree	52.83%	28
Neither agree nor disagree	24.53%	13
Disagree	3.77%	2
Strongly disagree	1.89%	1
<b>TOTAL</b>		<b>53</b>

## Q18 How often in the last year have you volunteered your time to the school?

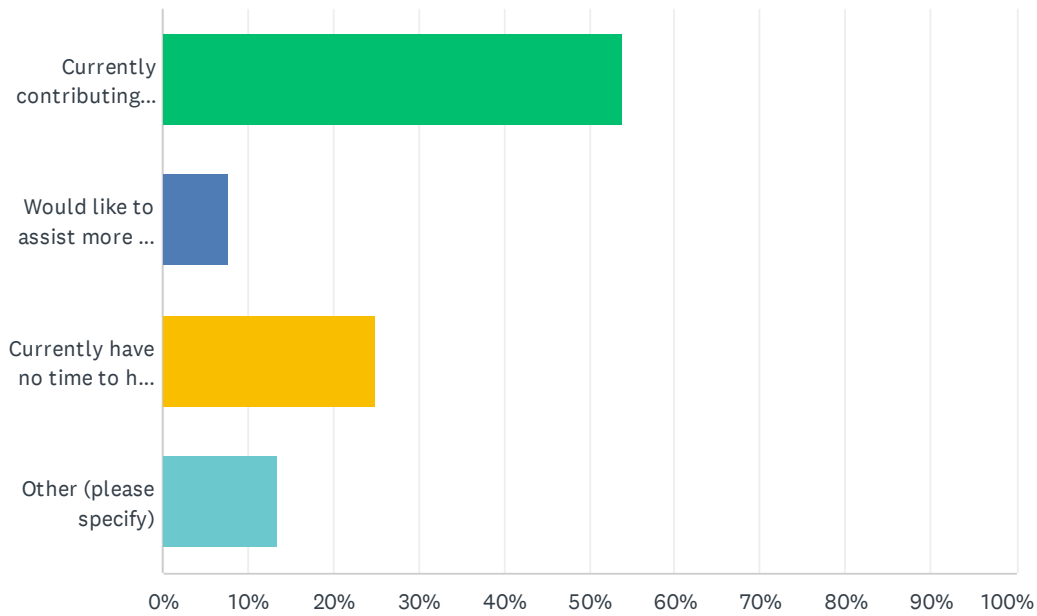
Answered: 52 Skipped: 1



ANSWER CHOICES	RESPONSES	
At least once a week	1.92%	1
About once a month	21.15%	11
About once a term	50.00%	26
A few times a year	25.00%	13
Never	1.92%	1
<b>TOTAL</b>		<b>52</b>

## Q19 How would you describe your level of participation in the school?

Answered: 52 Skipped: 1



ANSWER CHOICES	RESPONSES	
Currently contributing at full capacity	53.85%	28
Would like to assist more but am unsure how	7.69%	4
Currently have no time to help out	25.00%	13
Other (please specify)	13.46%	7
<b>TOTAL</b>		<b>52</b>

**Q20 What suggestions do you have for how the school could make it easier for parents to participate?**

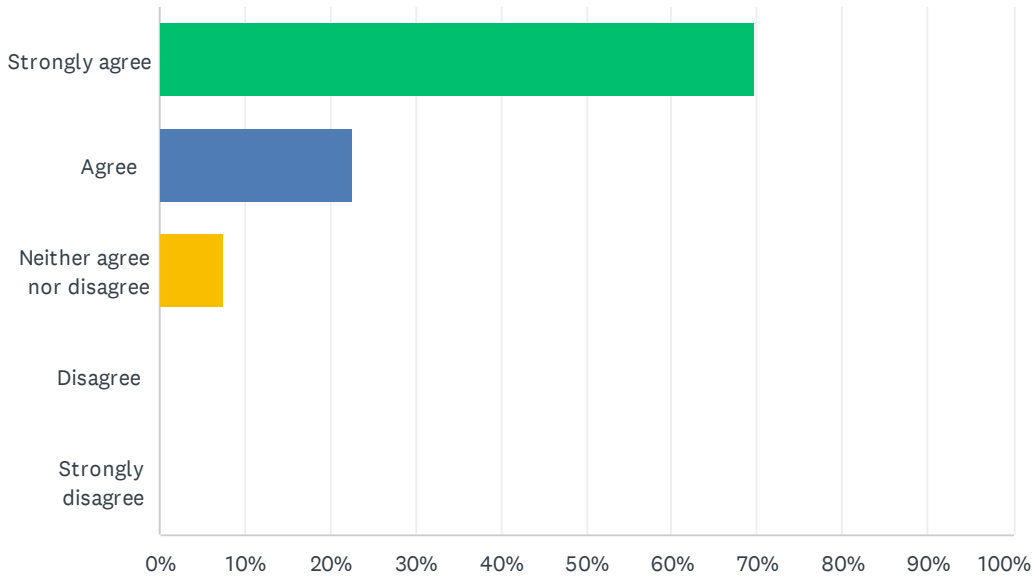
Answered: 17 Skipped: 36

## Q21 Additional comments about Parent Engagement

Answered: 10 Skipped: 43

## Q22 I feel welcome at the school.

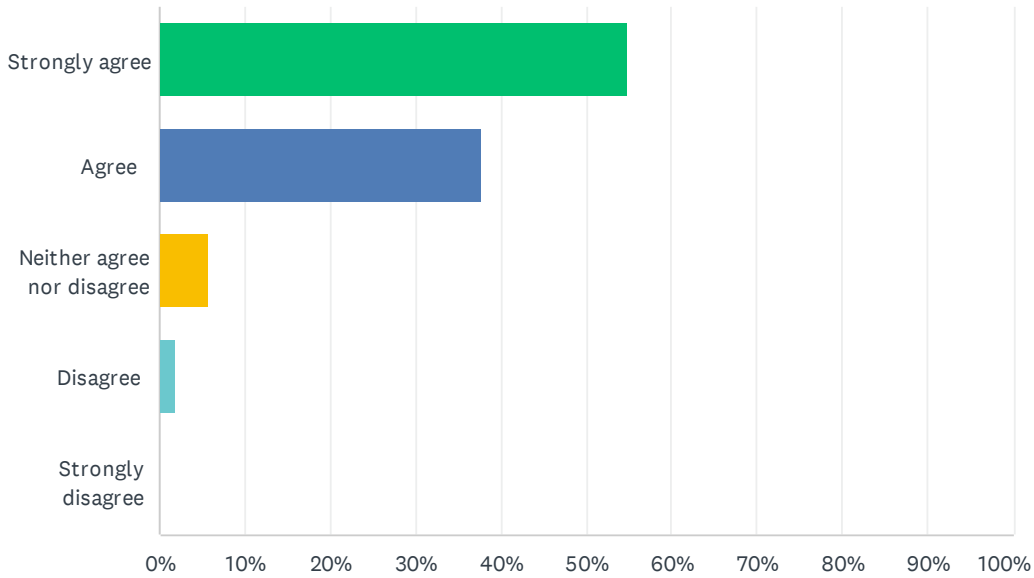
Answered: 53 Skipped: 0



ANSWER CHOICES	RESPONSES	
Strongly agree	69.81%	37
Agree	22.64%	12
Neither agree nor disagree	7.55%	4
Disagree	0.00%	0
Strongly disagree	0.00%	0
<b>TOTAL</b>		<b>53</b>

### Q23 I am satisfied with the way the school communicates with me.

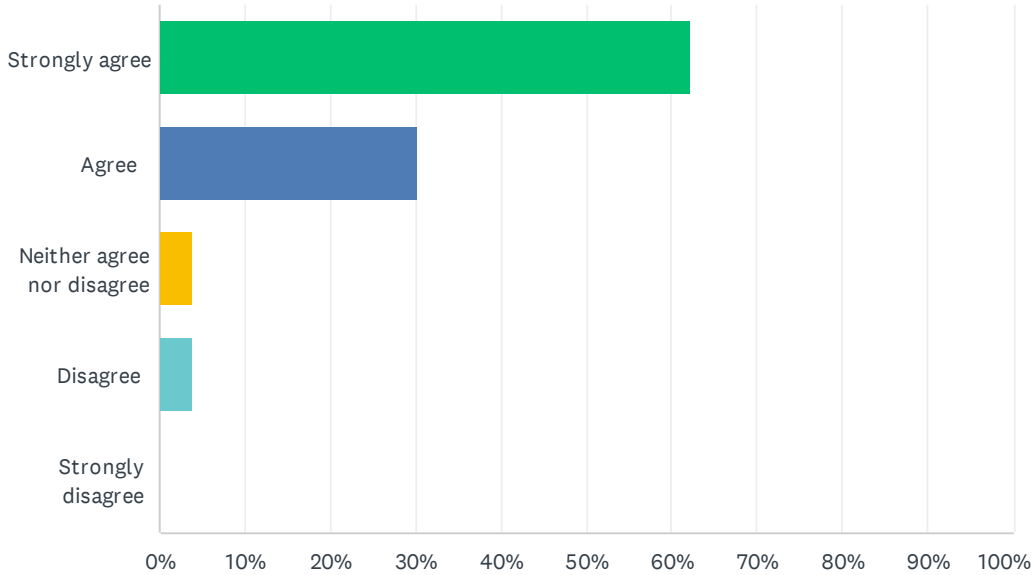
Answered: 53 Skipped: 0



ANSWER CHOICES	RESPONSES	
Strongly agree	54.72%	29
Agree	37.74%	20
Neither agree nor disagree	5.66%	3
Disagree	1.89%	1
Strongly disagree	0.00%	0
<b>TOTAL</b>		<b>53</b>

## Q24 I know where to go and who to speak to when asking a question, raising a concern or providing feedback.

Answered: 53 Skipped: 0

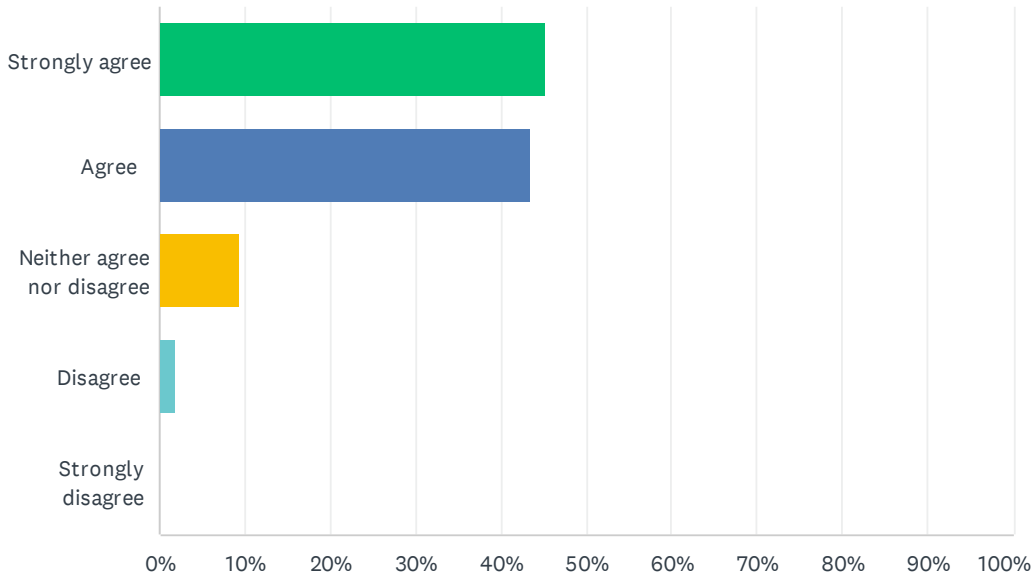


ANSWER CHOICES	RESPONSES	
Strongly agree	62.26%	33
Agree	30.19%	16
Neither agree nor disagree	3.77%	2
Disagree	3.77%	2
Strongly disagree	0.00%	0
<b>TOTAL</b>		<b>53</b>



## Q25 I receive timely and adequate feedback to issues or concerns I raise with the school.

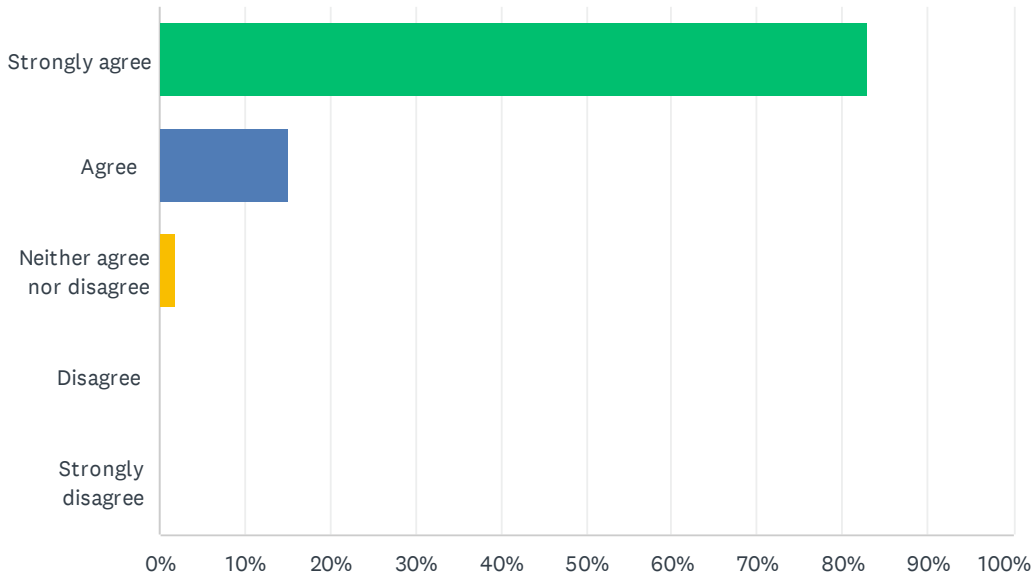
Answered: 53 Skipped: 0



ANSWER CHOICES	RESPONSES	
Strongly agree	45.28%	24
Agree	43.40%	23
Neither agree nor disagree	9.43%	5
Disagree	1.89%	1
Strongly disagree	0.00%	0
<b>TOTAL</b>		<b>53</b>

## Q26 The office staff take care of my needs in a timely manner.

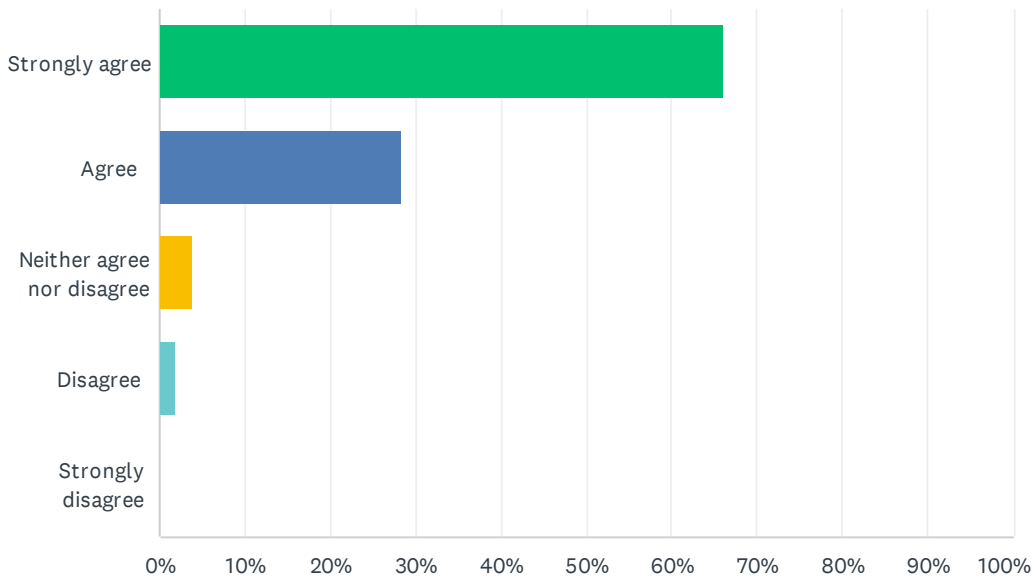
Answered: 53 Skipped: 0



ANSWER CHOICES	RESPONSES	
Strongly agree	83.02%	44
Agree	15.09%	8
Neither agree nor disagree	1.89%	1
Disagree	0.00%	0
Strongly disagree	0.00%	0
<b>TOTAL</b>		<b>53</b>

## Q27 My child's wellbeing is considered a priority by the school.

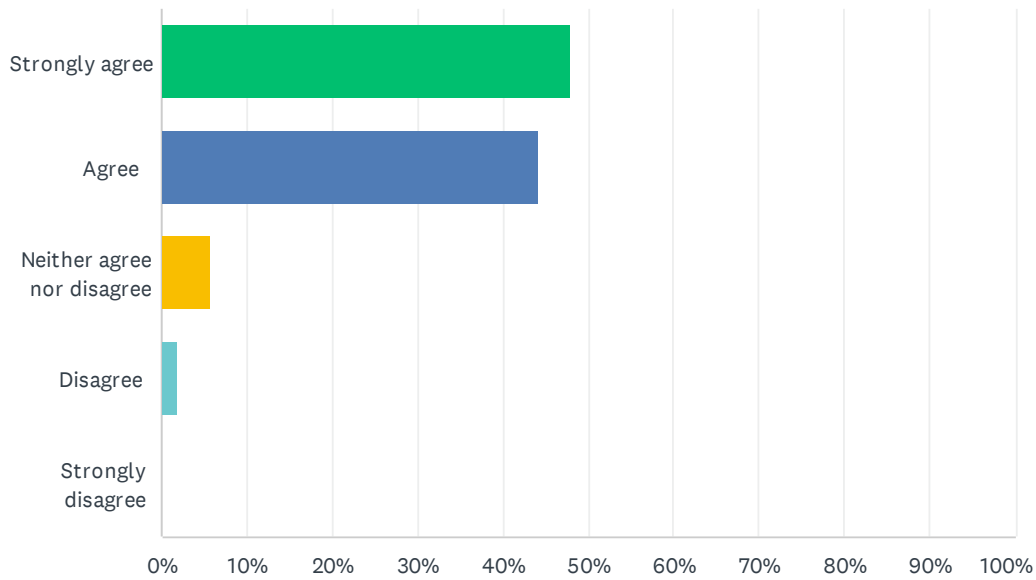
Answered: 53 Skipped: 0



ANSWER CHOICES	RESPONSES	
Strongly agree	66.04%	35
Agree	28.30%	15
Neither agree nor disagree	3.77%	2
Disagree	1.89%	1
Strongly disagree	0.00%	0
<b>TOTAL</b>		<b>53</b>

## Q28 I feel informed about my child's wellbeing at school.

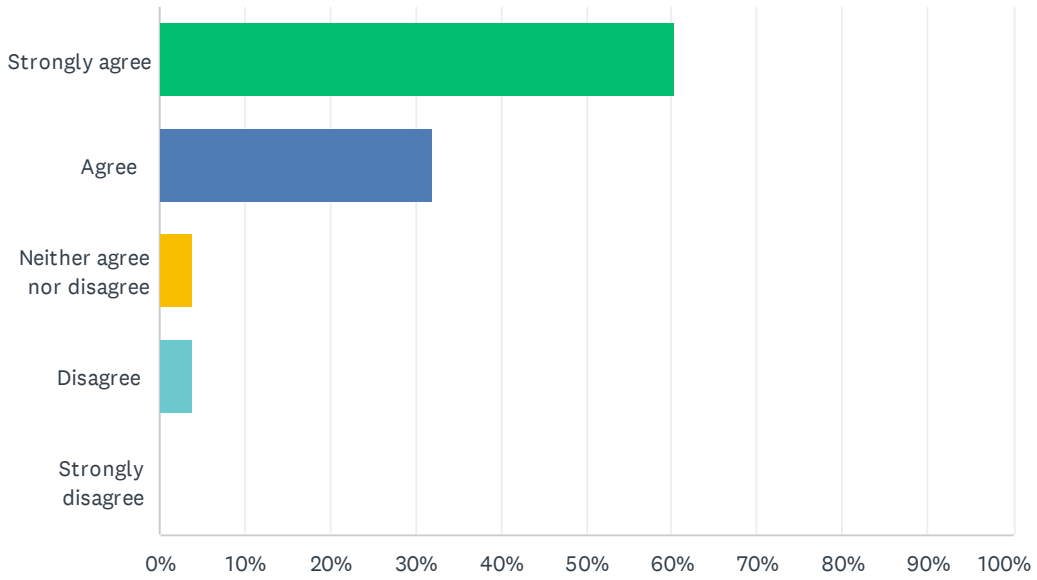
Answered: 52 Skipped: 1



ANSWER CHOICES	RESPONSES	
Strongly agree	48.08%	25
Agree	44.23%	23
Neither agree nor disagree	5.77%	3
Disagree	1.92%	1
Strongly disagree	0.00%	0
<b>TOTAL</b>		<b>52</b>

## Q29 My child feels safe at school.

Answered: 53 Skipped: 0



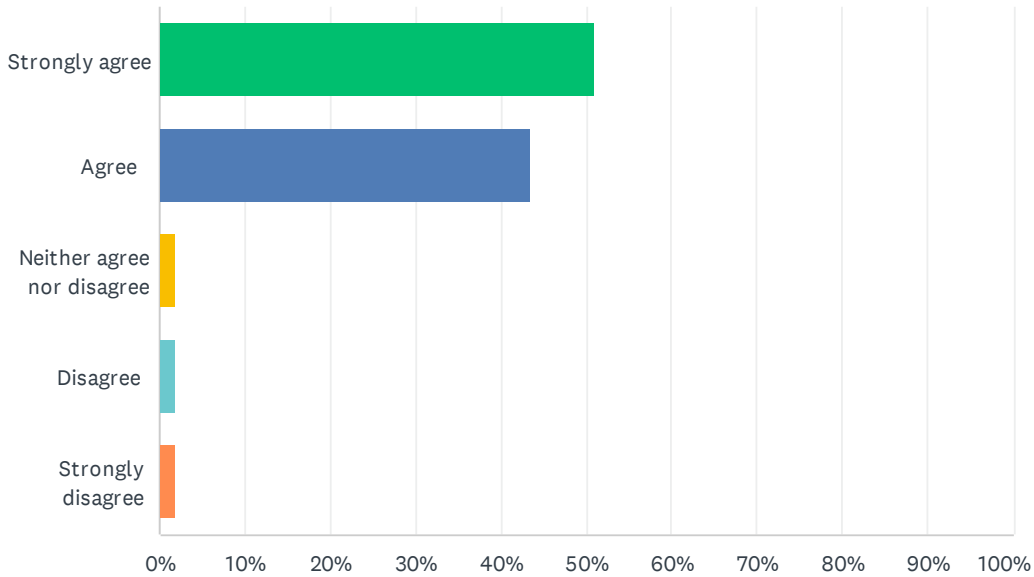
ANSWER CHOICES	RESPONSES	
Strongly agree	60.38%	32
Agree	32.08%	17
Neither agree nor disagree	3.77%	2
Disagree	3.77%	2
Strongly disagree	0.00%	0
<b>TOTAL</b>		<b>53</b>

## Q30 Additional comments about School Culture & Communication

Answered: 10 Skipped: 43

### Q31 My child/ren's teacher/s communicates openly and in a timely manner with me.

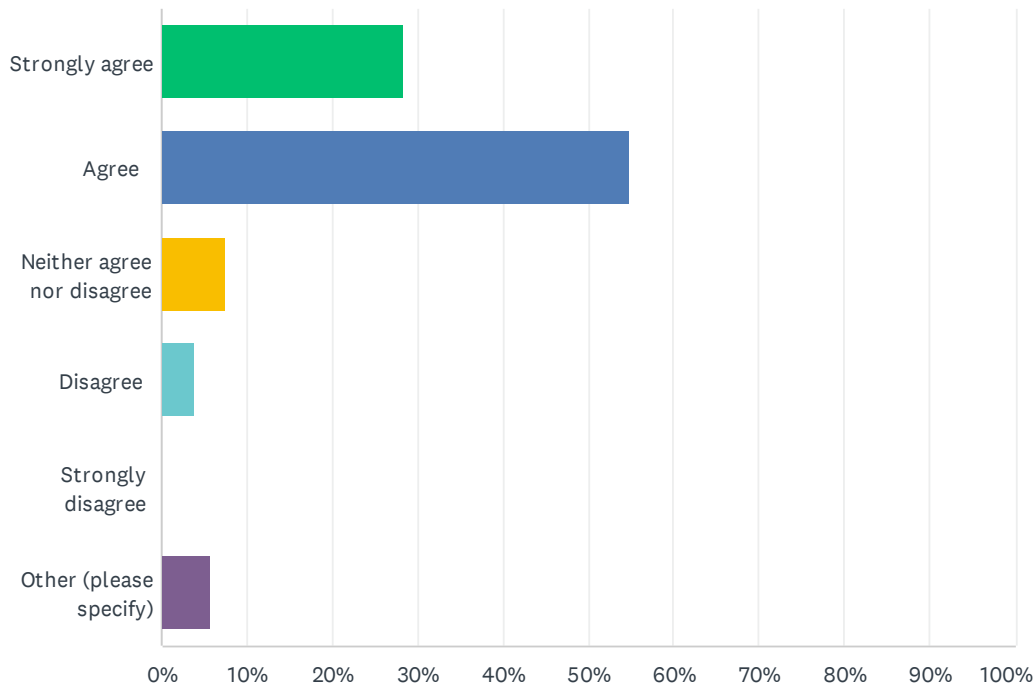
Answered: 53 Skipped: 0



ANSWER CHOICES	RESPONSES	
Strongly agree	50.94%	27
Agree	43.40%	23
Neither agree nor disagree	1.89%	1
Disagree	1.89%	1
Strongly disagree	1.89%	1
<b>TOTAL</b>		<b>53</b>

### Q32 I feel informed about the content and curriculum in the classroom.

Answered: 53 Skipped: 0

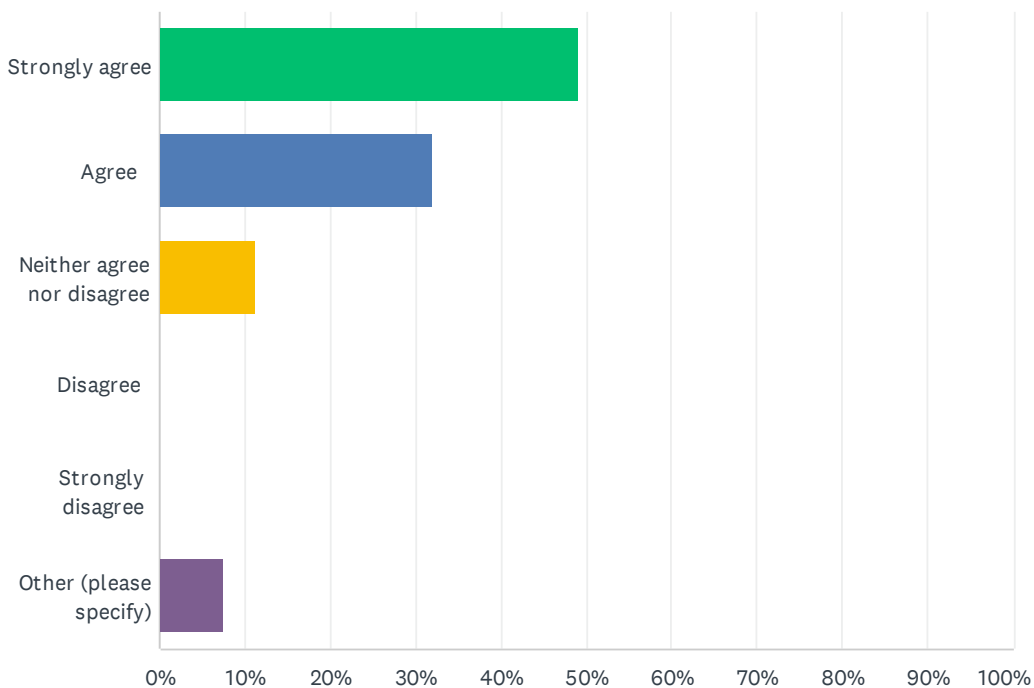


ANSWER CHOICES	RESPONSES	
Strongly agree	28.30%	15
Agree	54.72%	29
Neither agree nor disagree	7.55%	4
Disagree	3.77%	2
Strongly disagree	0.00%	0
Other (please specify)	5.66%	3
<b>TOTAL</b>		<b>53</b>



### Q33 Class meetings are valuable.

Answered: 53 Skipped: 0



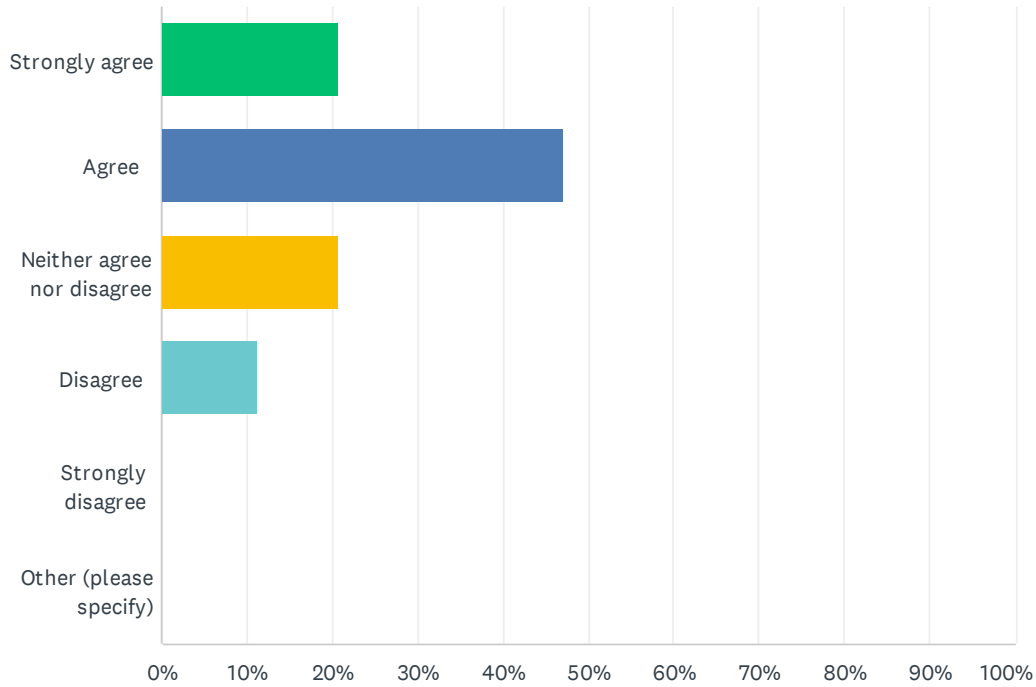
ANSWER CHOICES	RESPONSES	
Strongly agree	49.06%	26
Agree	32.08%	17
Neither agree nor disagree	11.32%	6
Disagree	0.00%	0
Strongly disagree	0.00%	0
Other (please specify)	7.55%	4
<b>TOTAL</b>		<b>53</b>

## Q34 Additional comments about Teacher/Parent Communication

Answered: 11 Skipped: 42

### Q35 I feel well informed about the organisational structures at the school (eg. Management, College of Teachers, Board)

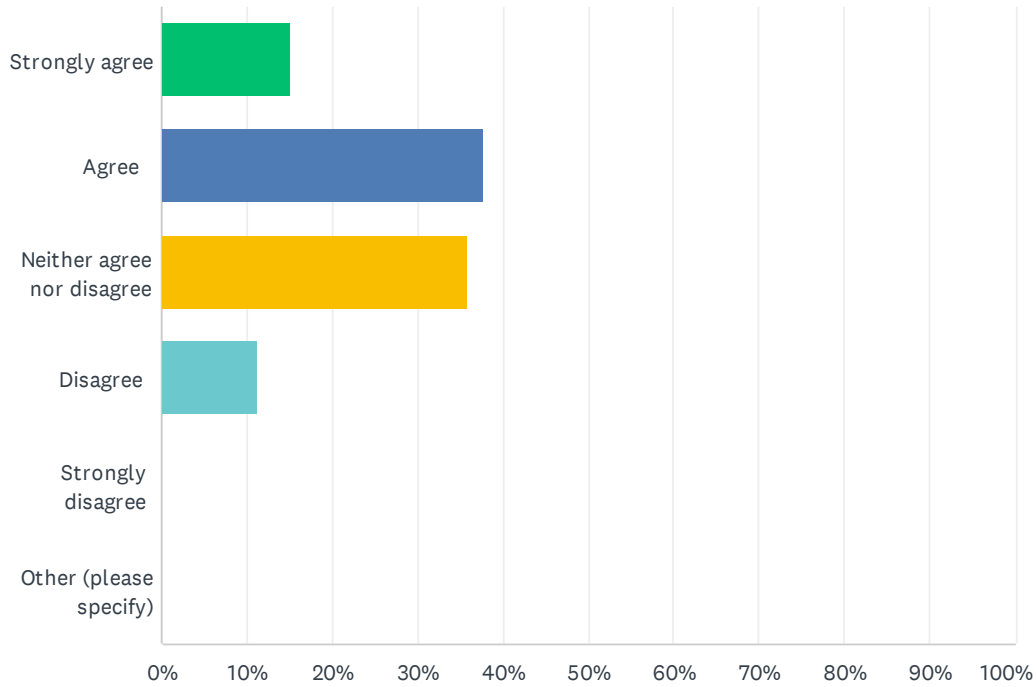
Answered: 53 Skipped: 0



ANSWER CHOICES	RESPONSES	
Strongly agree	20.75%	11
Agree	47.17%	25
Neither agree nor disagree	20.75%	11
Disagree	11.32%	6
Strongly disagree	0.00%	0
Other (please specify)	0.00%	0
<b>TOTAL</b>		<b>53</b>

### Q36 I feel well informed about what the College of Teachers is doing and the decisions it makes.

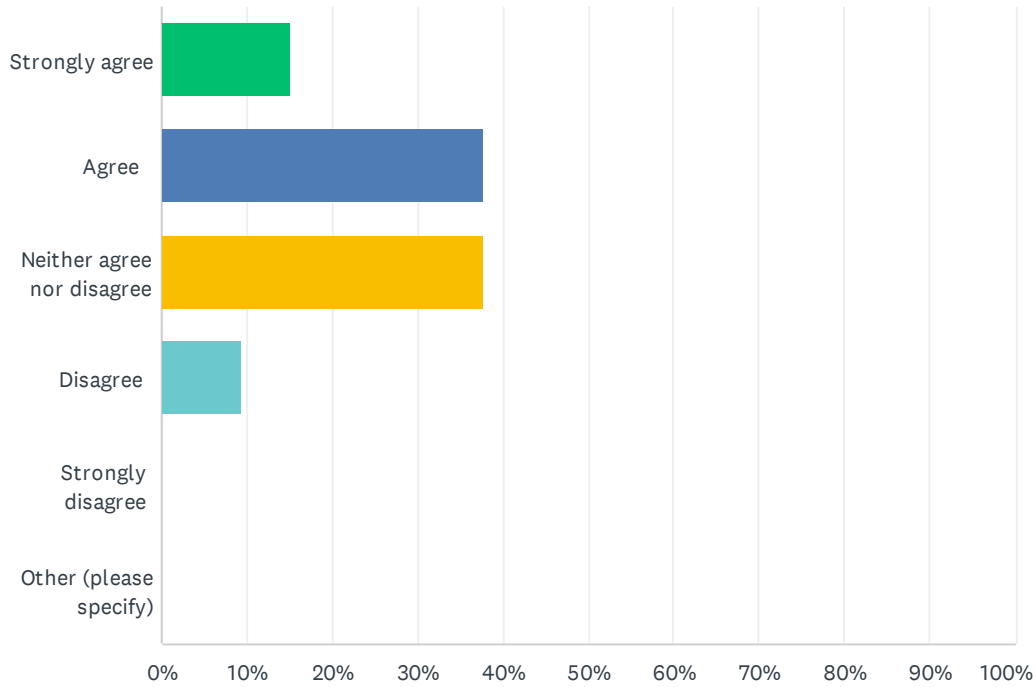
Answered: 53 Skipped: 0



ANSWER CHOICES	RESPONSES	
Strongly agree	15.09%	8
Agree	37.74%	20
Neither agree nor disagree	35.85%	19
Disagree	11.32%	6
Strongly disagree	0.00%	0
Other (please specify)	0.00%	0
<b>TOTAL</b>		<b>53</b>

### Q37 I feel well informed about what the Board is doing and the decisions it makes.

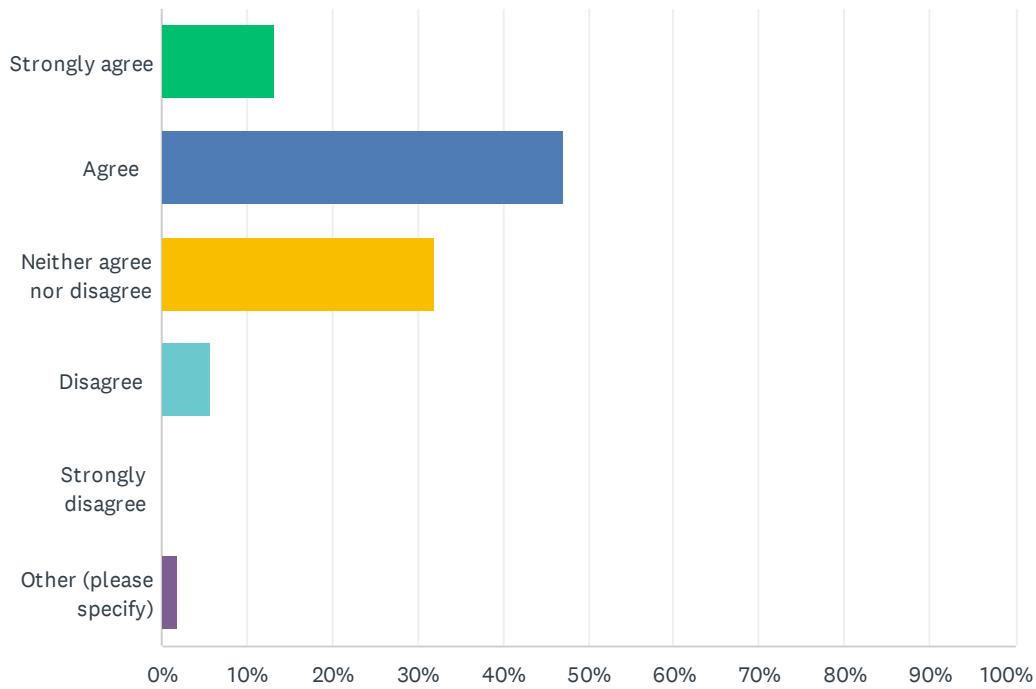
Answered: 53 Skipped: 0



ANSWER CHOICES	RESPONSES	
Strongly agree	15.09%	8
Agree	37.74%	20
Neither agree nor disagree	37.74%	20
Disagree	9.43%	5
Strongly disagree	0.00%	0
Other (please specify)	0.00%	0
<b>TOTAL</b>		<b>53</b>

### Q38 I feel well informed about the school's vision and future direction.

Answered: 53 Skipped: 0



ANSWER CHOICES	RESPONSES	
Strongly agree	13.21%	7
Agree	47.17%	25
Neither agree nor disagree	32.08%	17
Disagree	5.66%	3
Strongly disagree	0.00%	0
Other (please specify)	1.89%	1
<b>TOTAL</b>		<b>53</b>

## Q39 What do you appreciate most about the school?

Answered: 39 Skipped: 14

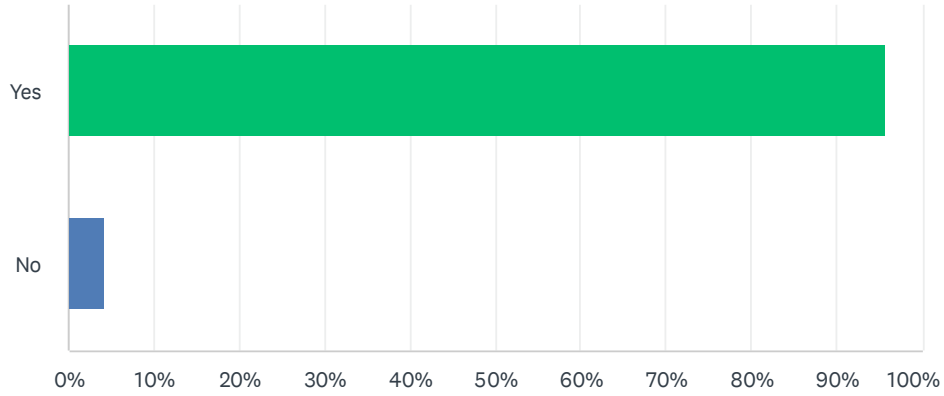
**Q40 Do you have any hopes, dreams or aspirations for the school over the next 5years?**

Answered: 28 Skipped: 25



## Q41 Would you enrol your child in Years 7-8 if they were offered at MumbullaSchool in the future?

Answered: 48 Skipped: 5



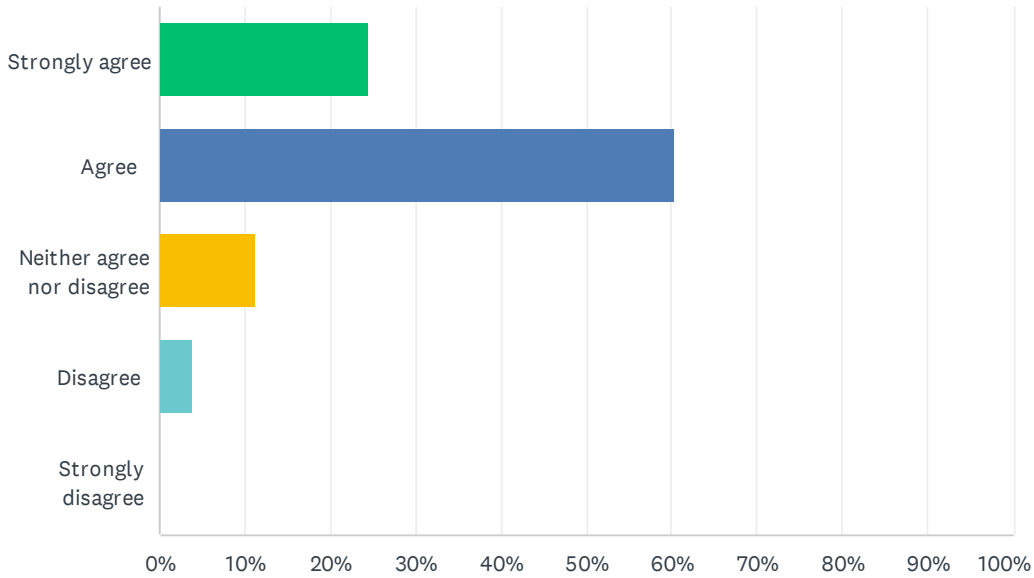
ANSWER CHOICES	RESPONSES	
Yes	95.83%	46
No	4.17%	2
TOTAL		48

## Q42 Additional comments about Leadership and Direction

Answered: 4 Skipped: 49

### Q43 I understand the basic principles of Steiner Education.

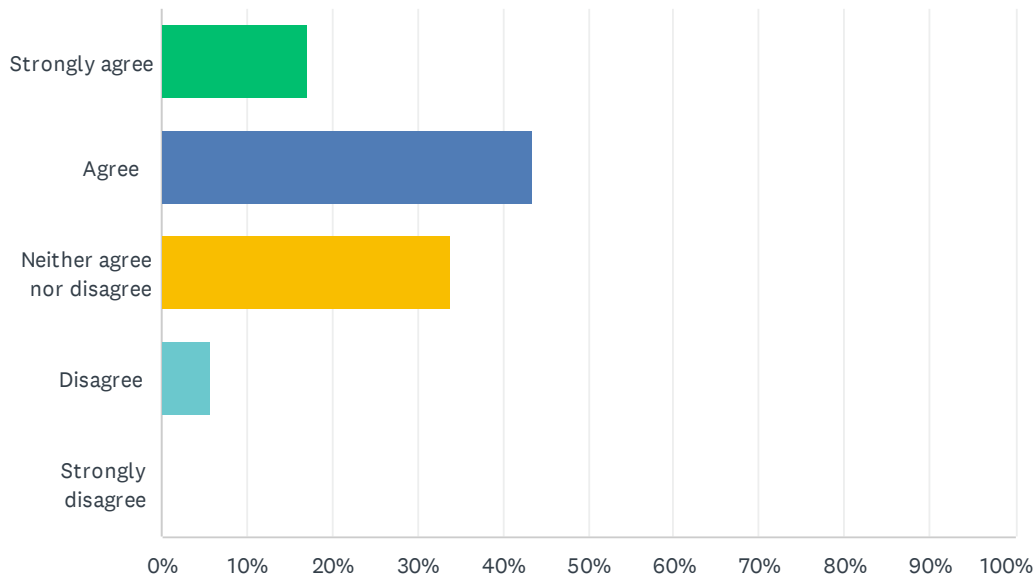
Answered: 53 Skipped: 0



ANSWER CHOICES	RESPONSES	
Strongly agree	24.53%	13
Agree	60.38%	32
Neither agree nor disagree	11.32%	6
Disagree	3.77%	2
Strongly disagree	0.00%	0
<b>TOTAL</b>		<b>53</b>

## Q44 I would like to know more about Steiner Education.

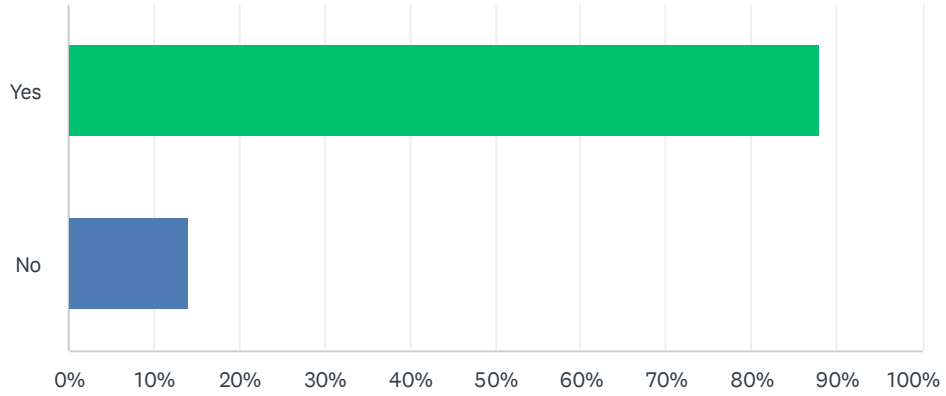
Answered: 53 Skipped: 0



ANSWER CHOICES	RESPONSES	
Strongly agree	16.98%	9
Agree	43.40%	23
Neither agree nor disagree	33.96%	18
Disagree	5.66%	3
Strongly disagree	0.00%	0
<b>TOTAL</b>		<b>53</b>

## Q45 I'm interested in the school providing parent education on other topics.

Answered: 50 Skipped: 3



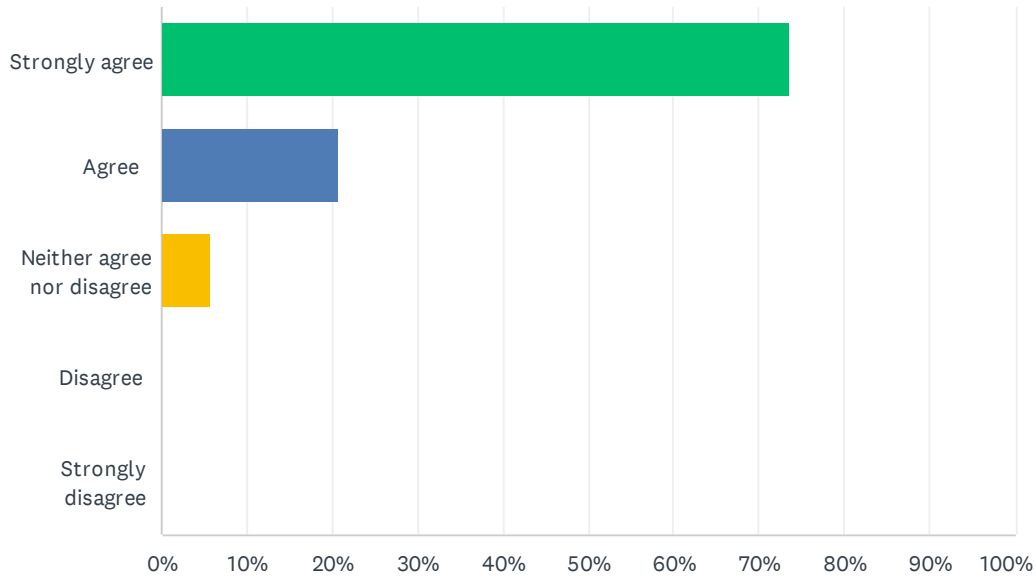
ANSWER CHOICES	RESPONSES	
Yes	88.00%	44
No	14.00%	7
Total Respondents: 50		

## Q46 Additional comments about Parent Education

Answered: 5 Skipped: 48

## Q47 I would recommend Mumbulla School to others.

Answered: 53 Skipped: 0



ANSWER CHOICES	RESPONSES	
Strongly agree	73.58%	39
Agree	20.75%	11
Neither agree nor disagree	5.66%	3
Disagree	0.00%	0
Strongly disagree	0.00%	0
<b>TOTAL</b>		<b>53</b>

**Q48 Are there any additional comments you would like to make about any aspect of the school?**

Answered: 19 Skipped: 34